

Report No.: AX-DL-DE-25W-075

Test Time: 2024-09-25 22:17

Luminaire Property

Luminaire Manufacturer:
Luminaire Description: SLIM
Luminous Width (mm): -75
Current: 0.109 A
Power Factor: 0.927

Luminous Length (mm): -75
Voltage: 231.9 V
Power: 23.50 W


Photometric Results

CIE Class: Direct
Measurement Flux: 2958.7 lm
Downward Ratio: 100%
Horizontal Diffuse Angle(50%): H39.6
Vertical Diffuse Angle(50%): V39.6
Luminaire Efficacy Rating (LER): 125.95
Max. Intensity: 6846.57 cd
S/MH(C0/C180): 0.65

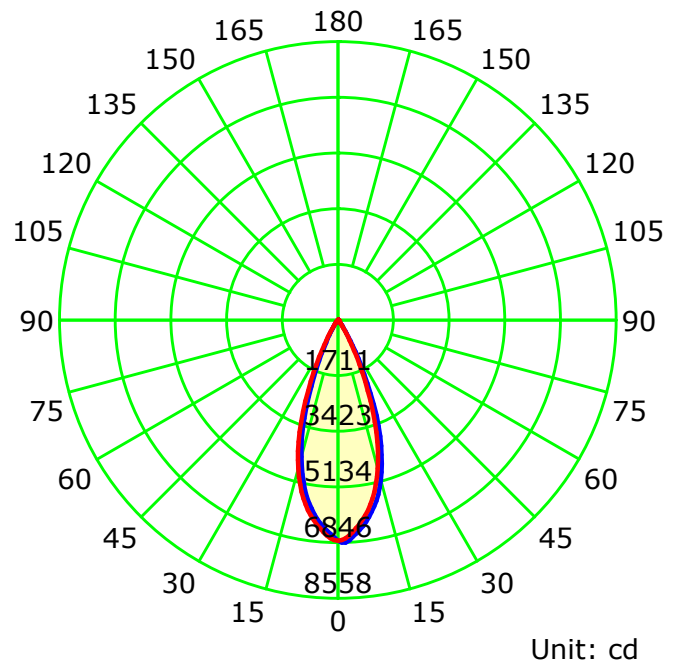
Total Rated Lamp Lumens: 2958.7 lm
Efficiency: 100%
Upward Ratio: 0%

Central Intensity: 6785.48 cd
Pos of Max. Intensity: H0 V2
S/MH(C90/C270): 0.65

Picture Of Luminaire



Luminous Intensity Distribution Curve

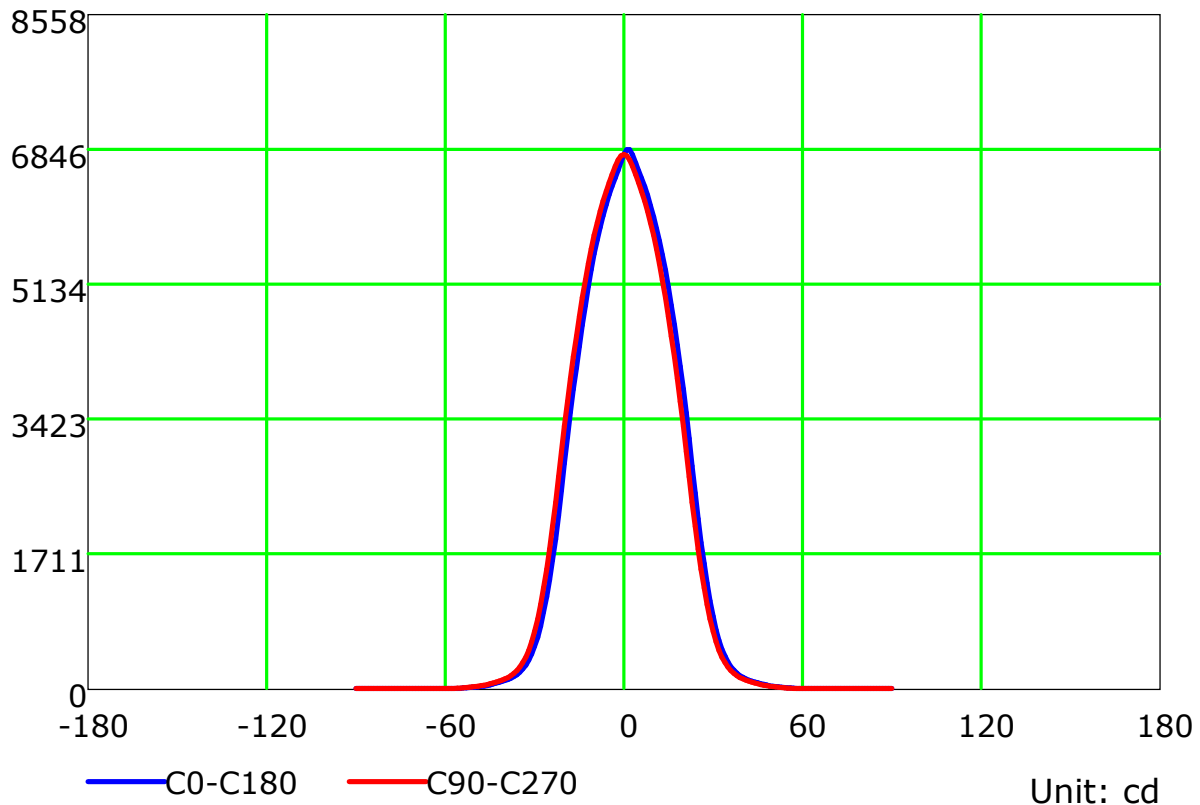
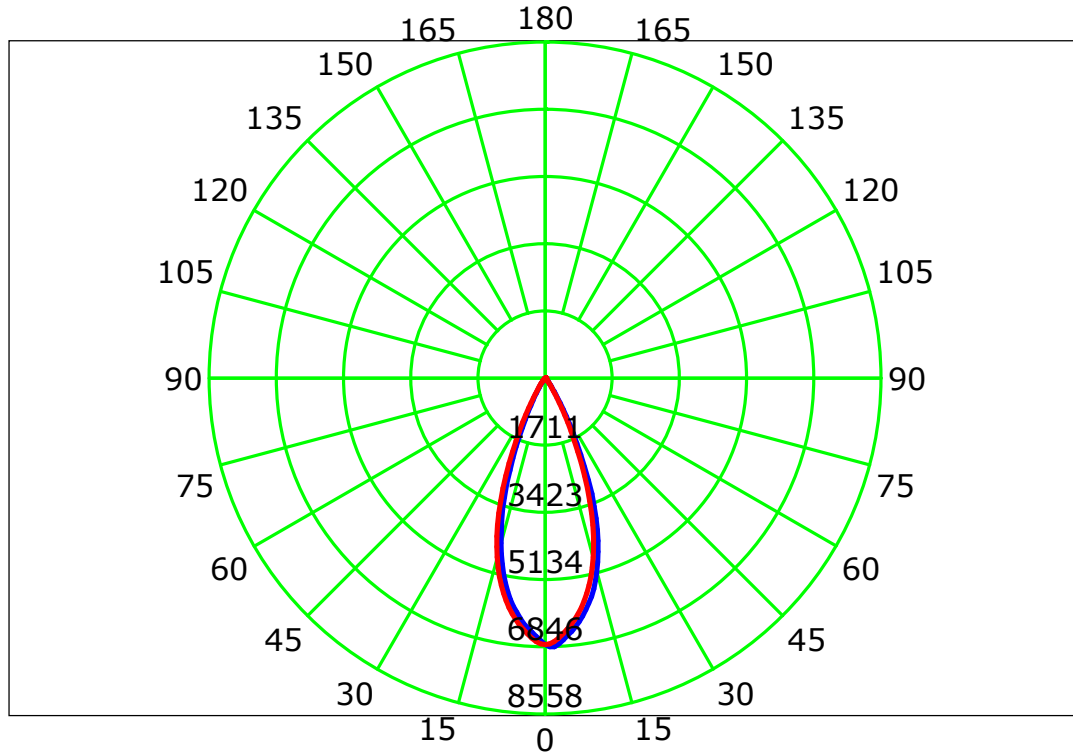


— C0-C180 — C90-C270

C Plane (°):0.0-180.0: 180.0
Test Lab:
Test Type: TYPE C
Temperature:
Operator:

Gamma Plane (°):0.0-90.0:1.0
Test Device: CHL-6E
Distance: 3.328 m
Humidity:
Inspector:

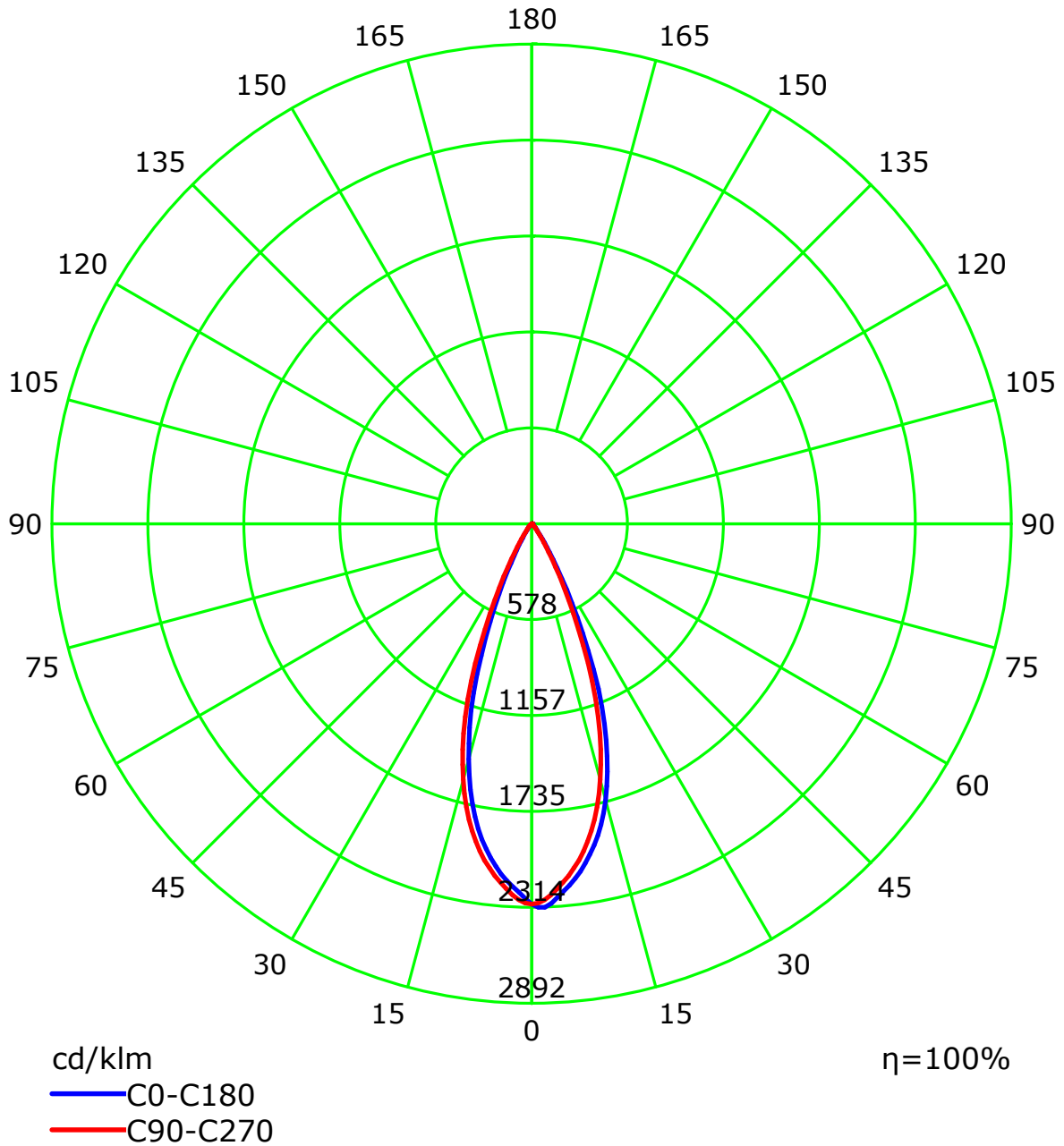
Luminous Intensity Distribution Curve



C Plane (°):0.0-180.0: 180.0
Test Lab:
Test Type: TYPE C
Temperature:
Operator:

Gamma Plane (°):0.0-90.0:1.0
Test Device: CHL-6E
Distance: 3.328 m
Humidity:
Inspector:

Luminous Intensity Distribution Curve(cd/klm)



C Plane (°):0.0-180.0: 180.0

Test Lab:

Test Type: TYPE C

Temperature:

Operator:

Gamma Plane (°):0.0-90.0:1.0

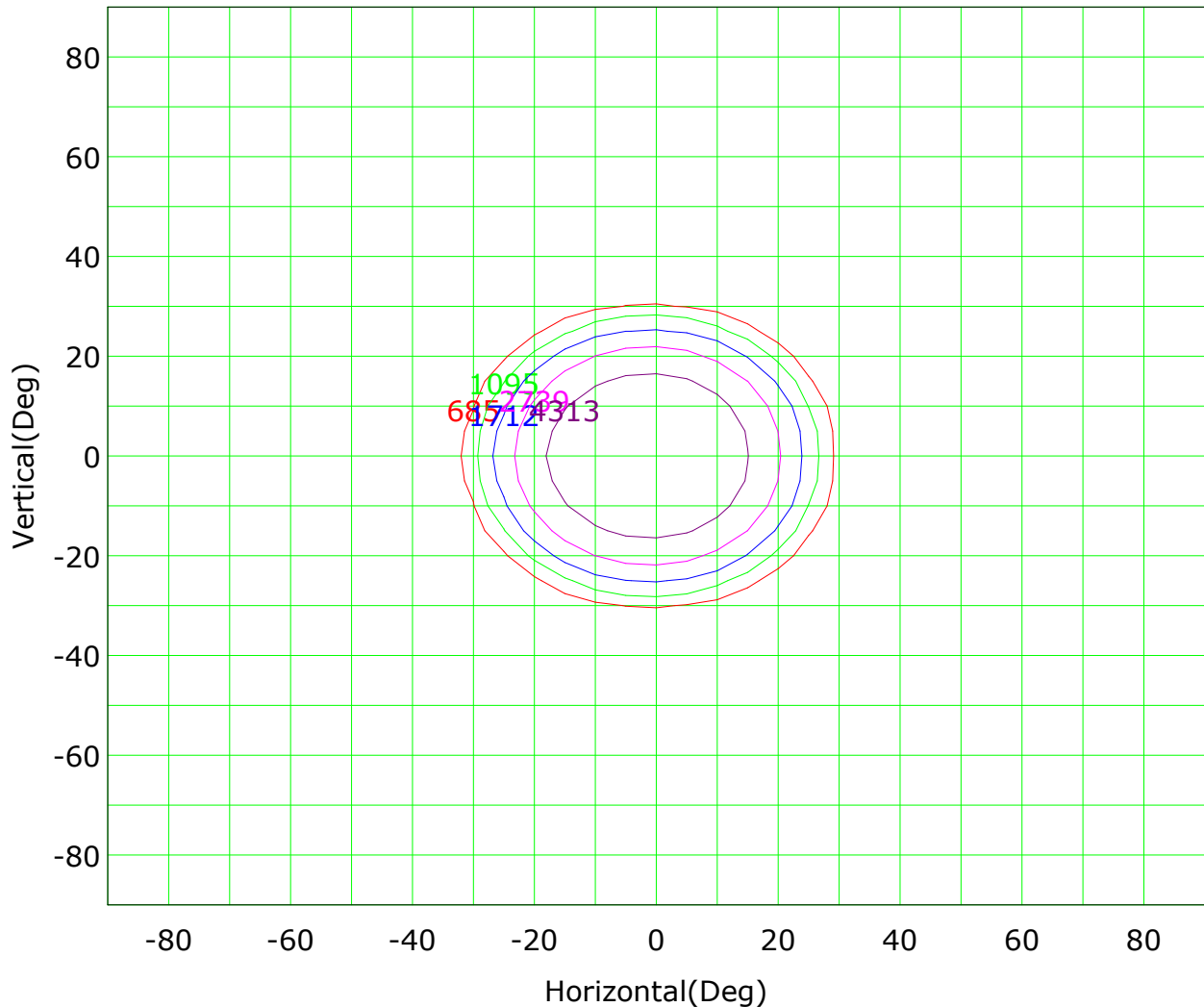
Test Device: CHL-6E

Distance: 3.328 m

Humidity:

Inspector:

Isocandela (rectangle)



Imax (100%): 6847 cd

(10%): 685 cd	(16%): 1095 cd
(25%): 1712 cd	(40%): 2739 cd
(63%): 4313 cd	(100%): 6847 cd

C Plane (°):0.0-180.0: 180.0

Test Lab:

Test Type: TYPE C

Temperature:

Operator:

Gamma Plane (°):0.0-90.0:1.0

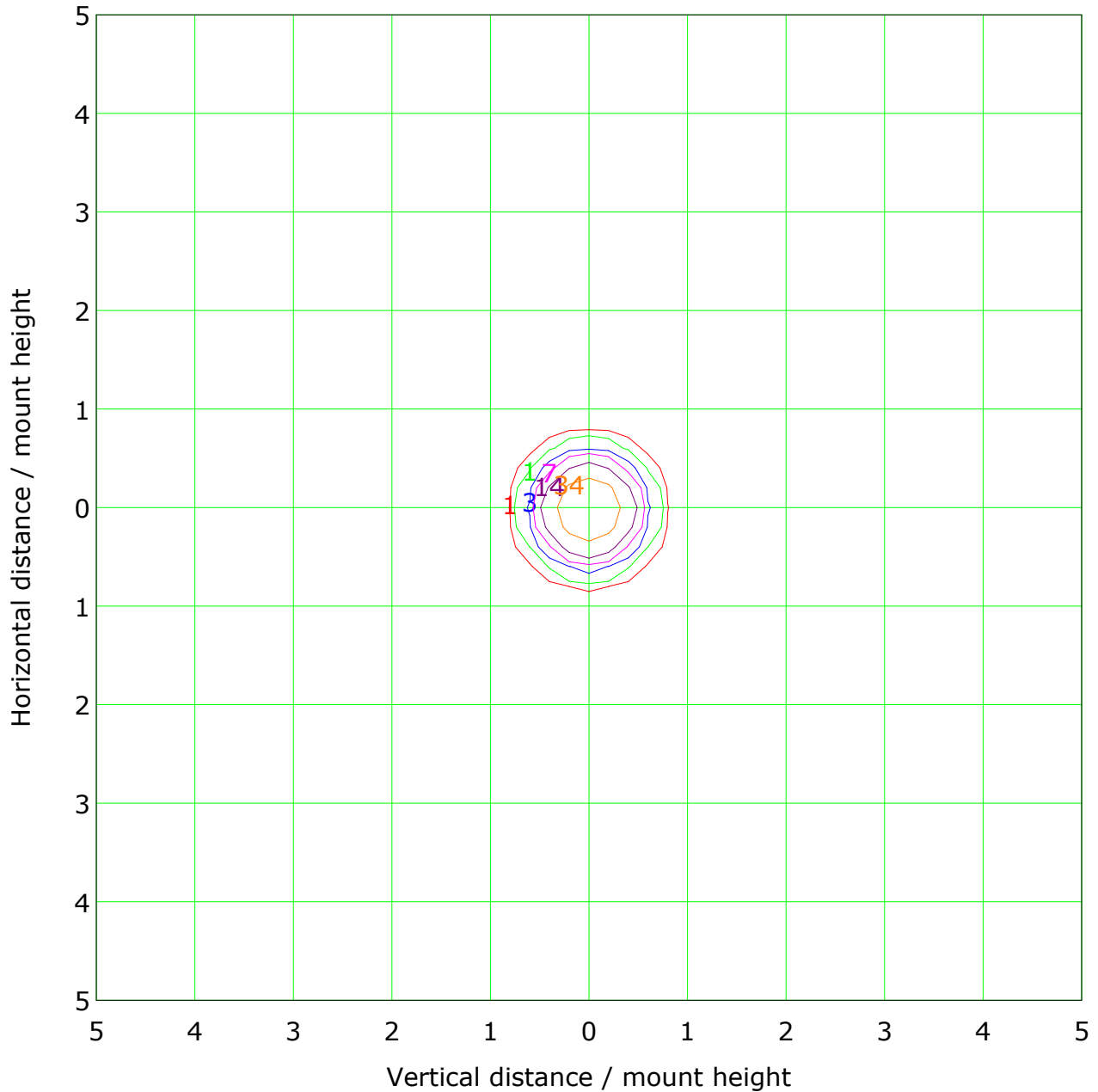
Test Device: CHL-6E

Distance: 3.328 m

Humidity:

Inspector:

IsoLux Plot



Mounting Height: 10.0m Max Lux(100%): 68.4 lx

(1%): 0.7 lx	(2%): 1.4 lx
(5%): 3.4 lx	(10%): 6.8 lx
(20%): 13.7 lx	(50%): 34.2 lx
(100%): 68.4 lx	

C Plane (°):0.0-180.0: 180.0

Test Lab:

Test Type: TYPE C

Temperature:

Operator:

Gamma Plane (°):0.0-90.0:1.0

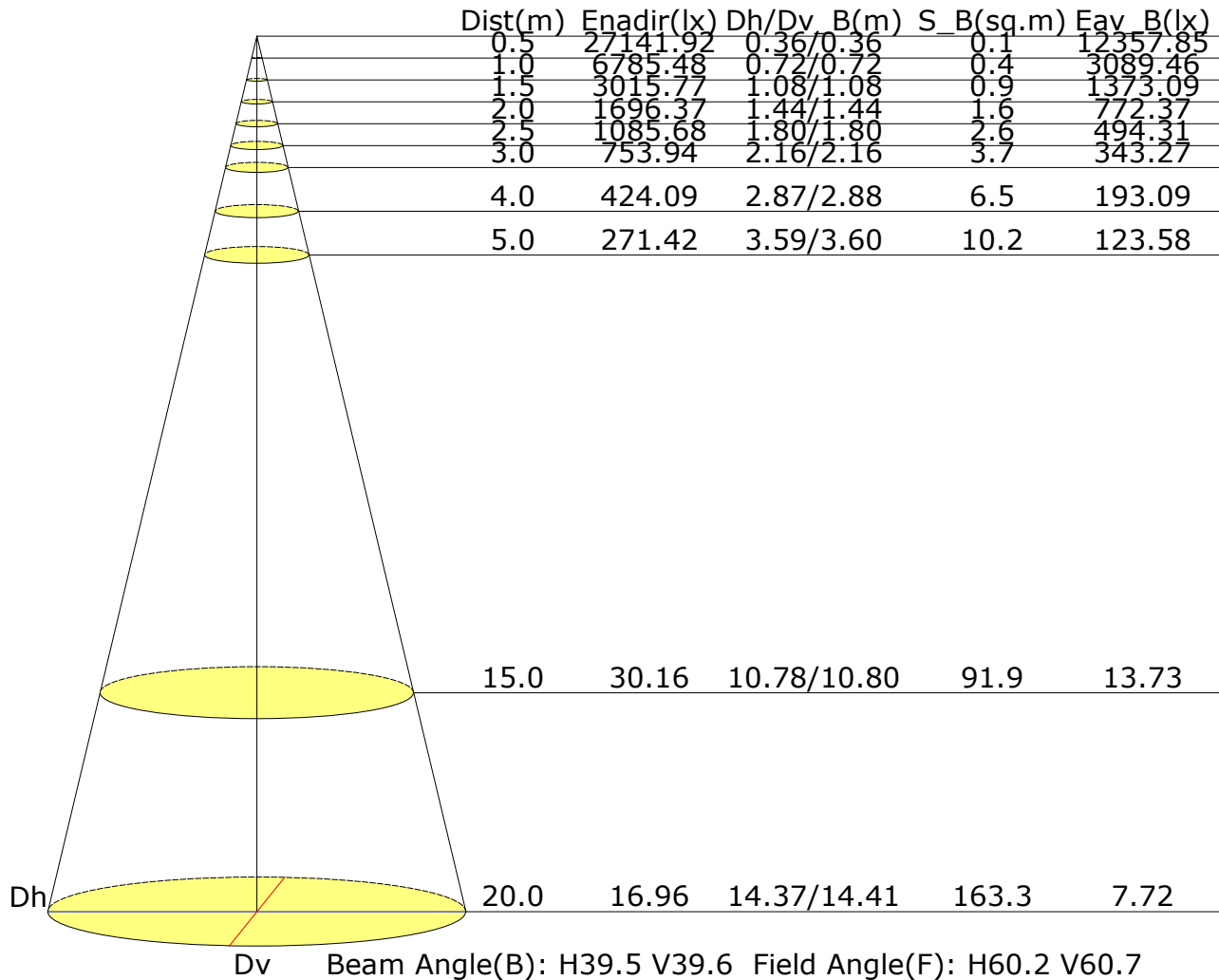
Test Device: CHL-6E

Distance: 3.328 m

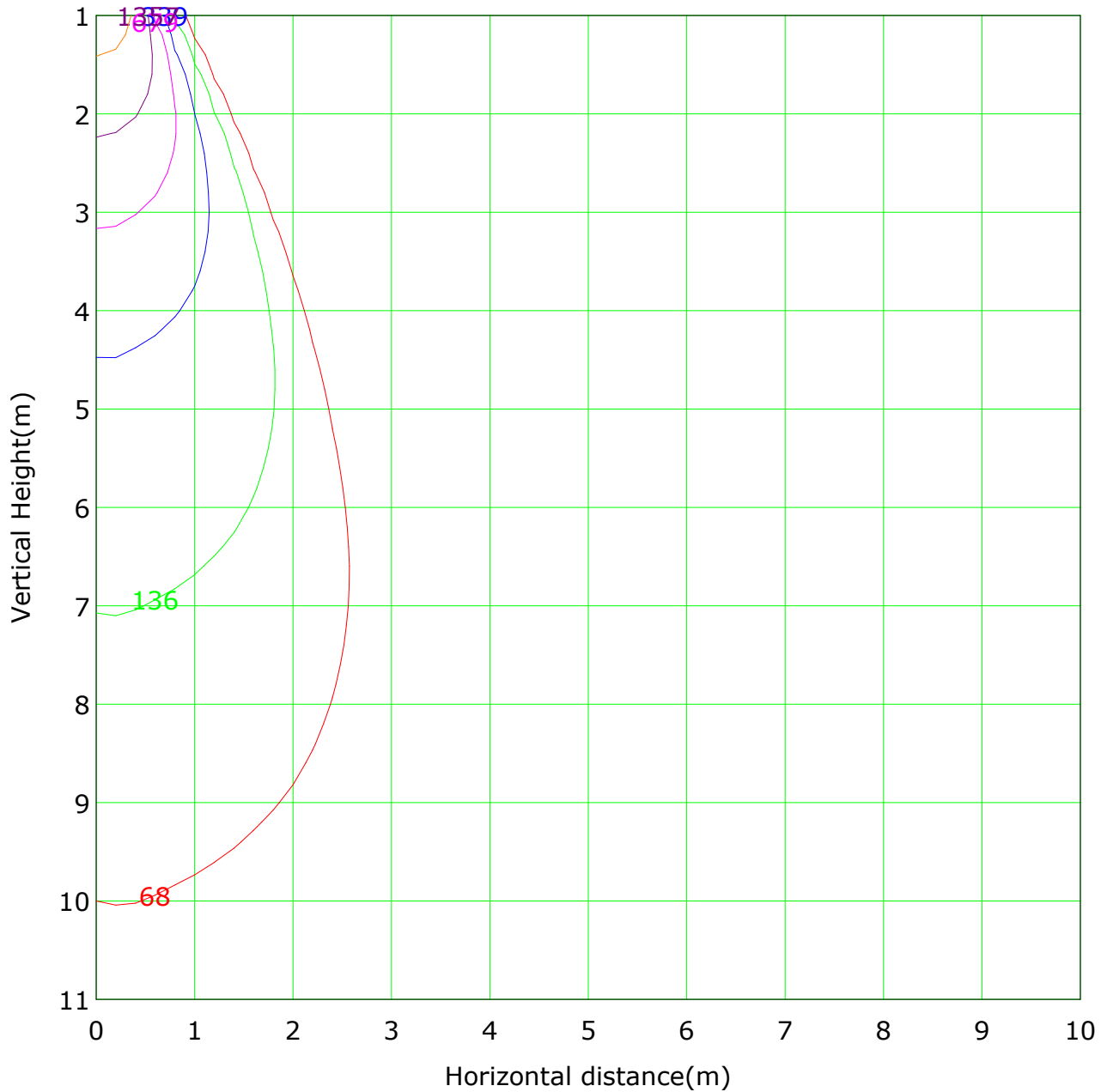
Humidity:

Inspector:

Illuminance at a Distance



Vertical IsoLux Plot



Lowest(m): 1.0m Highest(m): 11.0m Max Lux: 6785.5 lx

— (1%): 67.9 lx	— (2%): 135.7 lx
— (5%): 339.3 lx	— (10%): 678.5 lx
— (20%): 1357.1 lx	— (50%): 3392.7 lx
— (100%): 6785.5 lx	

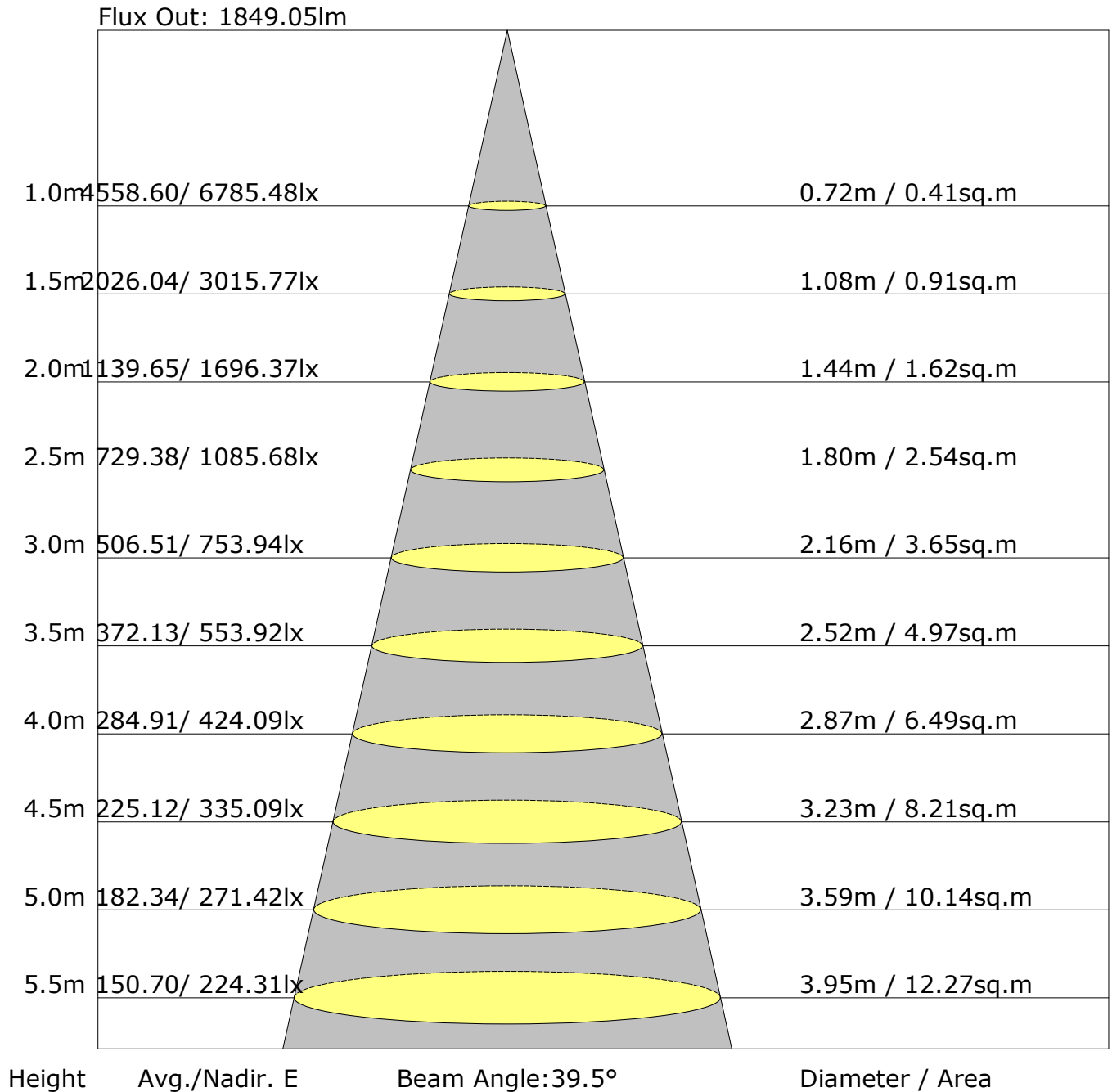
C Plane (°): 0.0-180.0: 180.0
Test Lab:
Test Type: TYPE C
Temperature:
Operator:

Gamma Plane (°): 0.0-90.0: 1.0
Test Device: CHL-6E
Distance: 3.328 m
Humidity:
Inspector:

Unit: lm

Gamma Plane (°):0.0-90.0:1.0
Test Device: CHL-6E
Distance: 3.328 m
Humidity:
Inspector:

The Average Illuminance Effective Figure



UGR Table

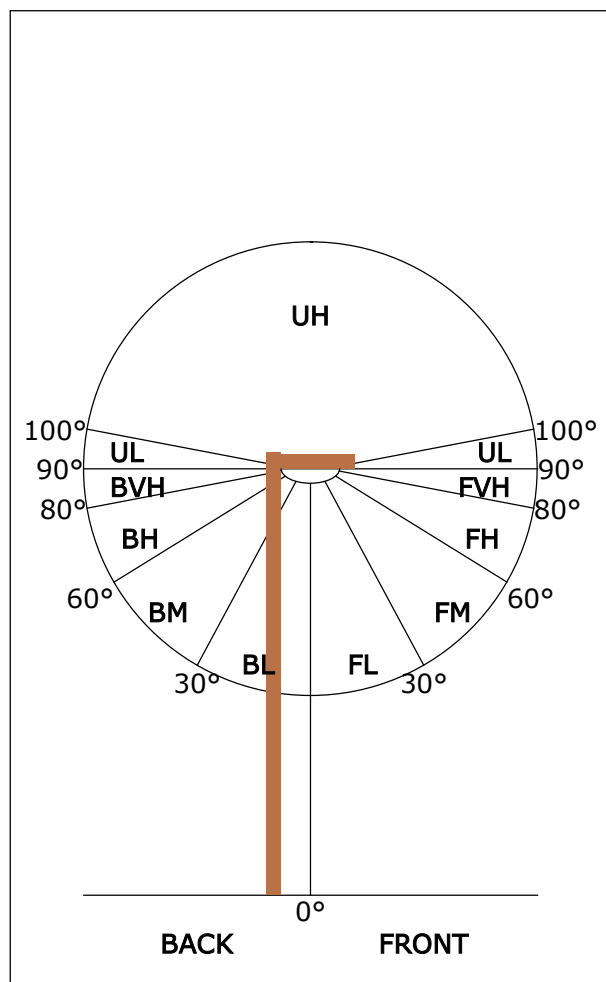
Reflectance:										
Ceiling (cavity)	0.7	0.7	0.5	0.5	0.3	0.7	0.7	0.5	0.5	0.3
Wall	0.5	0.3	0.5	0.3	0.3	0.5	0.3	0.5	0.3	0.3
Reference plane	0.2	0.2	0.2	0.2	0.2	0.2	0.2	0.2	0.2	0.2
Room dimensions	Viewed crosswise					Viewed endwise				
X=2H Y=2H	16.1	16.8	16.4	17.0	17.2	15.2	15.9	15.4	16.1	16.3
3H	16.0	16.6	16.2	16.8	17.1	15.0	15.7	15.3	15.9	16.1
4H	15.9	16.5	16.2	16.7	17.0	15.0	15.6	15.3	15.8	16.1
6H	15.8	16.4	16.1	16.6	16.9	14.9	15.4	15.2	15.7	16.0
8H	15.8	16.3	16.1	16.6	16.9	14.8	15.4	15.2	15.7	16.0
12H	15.7	16.2	16.1	16.6	16.9	14.8	15.3	15.2	15.6	15.9
X=4H Y=2H	15.9	16.5	16.2	16.7	17.0	15.0	15.6	15.3	15.8	16.1
3H	15.7	16.2	16.1	16.6	16.9	14.8	15.3	15.2	15.6	15.9
4H	15.7	16.1	16.0	16.4	16.8	14.7	15.2	15.1	15.5	15.9
6H	15.6	16.0	16.0	16.3	16.7	14.6	15.0	15.0	15.4	15.8
8H	15.5	15.9	15.9	16.3	16.7	14.6	15.0	15.0	15.4	15.8
12H	15.5	15.8	15.9	16.2	16.6	14.5	14.9	15.0	15.3	15.7
X=8H Y=4H	15.5	15.9	15.9	16.3	16.7	14.6	15.0	15.0	15.4	15.8
6H	15.4	15.7	15.9	16.1	16.6	14.5	14.8	15.0	15.2	15.7
8H	15.4	15.6	15.8	16.1	16.6	14.5	14.7	14.9	15.2	15.6
12H	15.3	15.6	15.8	16.0	16.5	14.4	14.6	14.9	15.1	15.6
X=12H Y=4H	15.5	15.8	15.9	16.2	16.6	14.5	14.9	15.0	15.3	15.7
6H	15.4	15.6	15.8	16.1	16.6	14.5	14.7	14.9	15.2	15.6
8H	15.3	15.6	15.8	16.0	16.5	14.4	14.6	14.9	15.1	15.6
Variations with the observer position at spacings:										
S=1.0H	+5.7/-13.3					+5.4/-14.2				
S=1.5H	+8.5/-1.\$					+8.2/-1.\$				
S=2.0H	+10.5/-1.\$					+10.2/-1.\$				

Calculate in accordance with CIE Pub.117. The table is revised with 2959lm ($8\log(F/F_0) = 3.8$).

C Plane (°):0.0-180.0: 180.0
Test Lab:
Test Type: TYPE C
Temperature:
Operator:

Gamma Plane (°):0.0-90.0:1.0
Test Device: CHL-6E
Distance: 3.328 m
Humidity:
Inspector:

FLUX DISTRIBUTION TABLE BASED ON THE IESNA LUMINAIRE CLASSIFICATION SYSTEM



ZONE	LUMENS	% LAMP LUMENS
FORWARD LIGHT	1567	53.0
FL (0°-30°)	1425	48.2
FM (30°-60°)	142	4.8
FH (60°-80°)	0	0.0
FVH (80°-90°)	0	0.0
BACK LIGHT	1392	47.0
BL (0°-30°)	1279	43.2
BM (30°-60°)	112	3.8
BH (60°-80°)	0	0.0
BVH (80°-90°)	0	0.0
UP LIGHT	0	0.0
UL (90°-100°)	0	0.0
UH (100°-180°)	0	0.0
TRAPPED LIGHT	NA	NA

BUG(Backlight,Uplight,Glare) Rating Base On TM-15-07	
Asymmetrical Luminaire Types (Type I,II,III,IV)	B3 U0 G0
Quadrilateral Symmetrical Luminaire Types (Type V,Area Light)	B3 U0 G0

C Plane (°):0.0-180.0: 180.0
Test Lab:
Test Type: TYPE C
Temperature:
Operator:

Gamma Plane (°):0.0-90.0:1.0
Test Device: CHL-6E
Distance: 3.328 m
Humidity:
Inspector:

Zonal Lumen

Gamma [°]	I _{mean} [cd]	Zonal Flux [lm]	Sum Zonal Flux [lm]	Rel Zonal Flux [%]	Sum Rel Zonal Flux [%]
0.0-1.0	6776.4	6.5	6.5	0.22	0.22
1.0-2.0	6741.2	19.4	25.8	0.65	0.87
2.0-3.0	6673.6	31.9	57.8	1.08	1.95
3.0-4.0	6580.7	44.1	101.8	1.49	3.44
4.0-5.0	6477.9	55.7	157.5	1.88	5.32
5.0-6.0	6371.3	67.0	224.5	2.26	7.59
6.0-7.0	6254.4	77.6	302.2	2.62	10.21
7.0-8.0	6127.9	87.7	389.9	2.96	13.18
8.0-9.0	5990.4	97.1	487.0	3.28	16.46
9.0-10.0	5837.7	105.7	592.6	3.57	20.03
10.0-11.0	5670.0	113.3	705.9	3.83	23.86
11.0-12.0	5489.9	120.0	826.0	4.06	27.92
12.0-13.0	5293.2	125.6	951.6	4.25	32.16
13.0-14.0	5077.3	130.0	1081.6	4.39	36.56
14.0-15.0	4845.1	133.0	1214.6	4.50	41.05
15.0-16.0	4599.5	134.8	1349.4	4.56	45.61
16.0-17.0	4343.9	135.3	1484.7	4.57	50.18
17.0-18.0	4075.3	134.4	1619.1	4.54	54.72
18.0-19.0	3790.7	131.9	1751.0	4.46	59.18
19.0-20.0	3488.4	127.7	1878.7	4.32	63.50
20.0-21.0	3171.1	121.8	2000.5	4.12	67.61
21.0-22.0	2849.2	114.5	2115.0	3.87	71.48
22.0-23.0	2526.0	106.0	2221.0	3.58	75.07
23.0-24.0	2210.9	96.7	2317.6	3.27	78.33
24.0-25.0	1914.5	87.1	2404.7	2.94	81.28
25.0-26.0	1642.1	77.5	2482.2	2.62	83.90
26.0-27.0	1396.2	68.3	2550.6	2.31	86.20
27.0-28.0	1173.4	59.4	2610.0	2.01	88.21
28.0-29.0	975.8	51.1	2661.0	1.73	89.94
29.0-30.0	805.3	43.5	2704.5	1.47	91.41
30.0-31.0	660.4	36.8	2741.3	1.24	92.65
31.0-32.0	540.7	31.0	2772.3	1.05	93.70
32.0-33.0	444.1	26.2	2798.4	0.88	94.58
33.0-34.0	365.9	22.1	2820.6	0.75	95.33
34.0-35.0	302.3	18.8	2839.4	0.63	95.97
35.0-36.0	251.2	16.0	2855.3	0.54	96.51

C Plane (°):0.0-180.0: 180.0
Test Lab:
Test Type: TYPE C
Temperature:
Operator:

Gamma Plane (°):0.0-90.0:1.0
Test Device: CHL-6E
Distance: 3.328 m
Humidity:
Inspector:

Zonal Lumen (Continue 1)

Gamma [°]	I _{mean} [cd]	Zonal Flux [lm]	Sum Zonal Flux [lm]	Rel Zonal Flux [%]	Sum Rel Zonal Flux [%]
36.0-37.0	210.4	13.7	2869.1	0.46	96.97
37.0-38.0	178.0	11.9	2881.0	0.40	97.37
38.0-39.0	152.1	10.4	2891.3	0.35	97.72
39.0-40.0	131.5	9.2	2900.5	0.31	98.03
40.0-41.0	115.0	8.2	2908.7	0.28	98.31
41.0-42.0	101.0	7.3	2916.0	0.25	98.56
42.0-43.0	88.8	6.6	2922.6	0.22	98.78
43.0-44.0	77.3	5.8	2928.4	0.20	98.98
44.0-45.0	66.4	5.1	2933.6	0.17	99.15
45.0-46.0	56.1	4.4	2937.9	0.15	99.30
46.0-47.0	47.4	3.8	2941.7	0.13	99.42
47.0-48.0	40.8	3.3	2945.0	0.11	99.54
48.0-49.0	34.0	2.8	2947.8	0.09	99.63
49.0-50.0	27.4	2.3	2950.1	0.08	99.71
50.0-51.0	24.0	2.0	2952.1	0.07	99.78
51.0-52.0	20.9	1.8	2953.9	0.06	99.84
52.0-53.0	16.8	1.5	2955.4	0.05	99.89
53.0-54.0	13.4	1.2	2956.6	0.04	99.93
54.0-55.0	9.7	0.9	2957.4	0.03	99.96
55.0-56.0	6.5	0.6	2958.0	0.02	99.98
56.0-57.0	4.1	0.4	2958.4	0.01	99.99
57.0-58.0	2.2	0.2	2958.6	0.01	100.00
58.0-59.0	1.2	0.1	2958.7	0.00	100.00
59.0-60.0	0.3	0.0	2958.7	0.00	100.00
60.0-61.0	0.0	0.0	2958.7	0.00	100.00
61.0-62.0	0.0	0.0	2958.7	0.00	100.00
62.0-63.0	0.0	0.0	2958.7	0.00	100.00
63.0-64.0	0.0	0.0	2958.7	0.00	100.00
64.0-65.0	0.0	0.0	2958.7	0.00	100.00
65.0-66.0	0.0	0.0	2958.7	0.00	100.00
66.0-67.0	0.0	0.0	2958.7	0.00	100.00
67.0-68.0	0.0	0.0	2958.7	0.00	100.00
68.0-69.0	0.0	0.0	2958.7	0.00	100.00
69.0-70.0	0.0	0.0	2958.7	0.00	100.00
70.0-71.0	0.0	0.0	2958.7	0.00	100.00
71.0-72.0	0.0	0.0	2958.7	0.00	100.00

C Plane (°):0.0-180.0: 180.0
Test Lab:
Test Type: TYPE C
Temperature:
Operator:

Gamma Plane (°):0.0-90.0:1.0
Test Device: CHL-6E
Distance: 3.328 m
Humidity:
Inspector:

Candlepower Table

Unit: cd

G\C	C0.0	C180.0								
G0.0	6785.5	6785.5								
G1.0	6845.3	6689.5								
G2.0	6846.6	6583.5								
G3.0	6779.3	6485.0								
G4.0	6675.8	6382.8								
G5.0	6577.3	6275.6								
G6.0	6483.8	6148.4								
G7.0	6377.8	6007.6								
G8.0	6265.6	5860.5								
G9.0	6132.2	5703.4								
G10.0	5990.1	5525.1								
G11.0	5841.8	5323.2								
G12.0	5687.2	5107.5								
G13.0	5510.2	4868.1								
G14.0	5314.4	4616.3								
G15.0	5100.0	4349.5								
G16.0	4870.6	4077.8								
G17.0	4622.5	3804.8								
G18.0	4360.8	3513.0								
G19.0	4090.2	3198.9								
G20.0	3804.8	2859.8								
G21.0	3501.8	2518.2								
G22.0	3178.9	2197.8								
G23.0	2827.4	1899.9								
G24.0	2482.1	1634.3								
G25.0	2155.4	1386.3								
G26.0	1856.3	1170.6								
G27.0	1585.7	972.4								
G28.0	1341.4	794.1								
G29.0	1117.0	650.8								
G30.0	915.0	538.5								
G31.0	748.0	440.1								
G32.0	612.1	362.8								
G33.0	502.4	299.2								
G34.0	412.6	249.3								
G35.0	339.1	208.2								
G36.0	279.3	178.3								

C Plane (°):0.0-180.0: 180.0

Test Lab:

Test Type: TYPE C

Temperature:

Operator:

Gamma Plane (°):0.0-90.0:1.0

Test Device: CHL-6E

Distance: 3.328 m

Humidity:

Inspector:

Candlepower Table (Continue 1)

Unit: cd

G\C	C0.0	C180.0								
G37.0	233.1	150.8								
G38.0	195.7	132.1								
G39.0	164.6	115.9								
G40.0	143.4	102.2								
G41.0	124.7	89.8								
G42.0	109.7	79.8								
G43.0	96.0	69.8								
G44.0	83.5	59.8								
G45.0	73.6	48.6								
G46.0	62.3	39.9								
G47.0	54.8	32.4								
G48.0	47.4	28.7								
G49.0	36.2	23.7								
G50.0	29.9	20.0								
G51.0	27.4	18.7								
G52.0	23.7	13.7								
G53.0	20.0	10.0								
G54.0	15.0	8.7								
G55.0	11.2	3.7								
G56.0	10.0	1.3								
G57.0	5.0	0.0								
G58.0	3.7	0.0								
G59.0	1.3	0.0								
G60.0	0.0	0.0								
G61.0	0.0	0.0								
G62.0	0.0	0.0								
G63.0	0.0	0.0								
G64.0	0.0	0.0								
G65.0	0.0	0.0								
G66.0	0.0	0.0								
G67.0	0.0	0.0								
G68.0	0.0	0.0								
G69.0	0.0	0.0								
G70.0	0.0	0.0								
G71.0	0.0	0.0								
G72.0	0.0	0.0								
G73.0	0.0	0.0								

C Plane (°):0.0-180.0: 180.0

Test Lab:

Test Type: TYPE C

Temperature:

Operator:

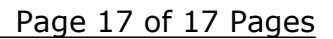
Gamma Plane (°):0.0-90.0:1.0

Test Device: CHL-6E

Distance: 3.328 m

Humidity:

Inspector:



Unit: cd

Gamma Plane (°):0.0-90.0:1.0
Test Device: CHL-6E
Distance: 3.328 m
Humidity:
Inspector: